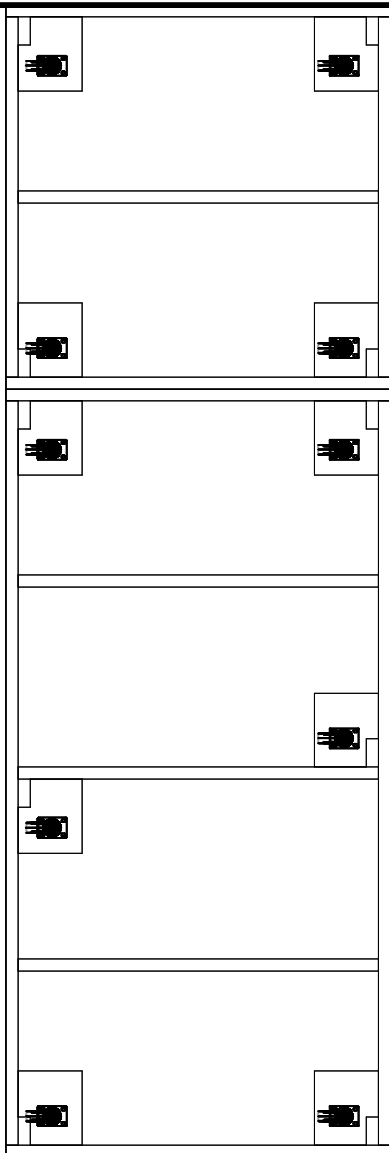



1 Iso View
Scale: 1/2" = 1'-0"

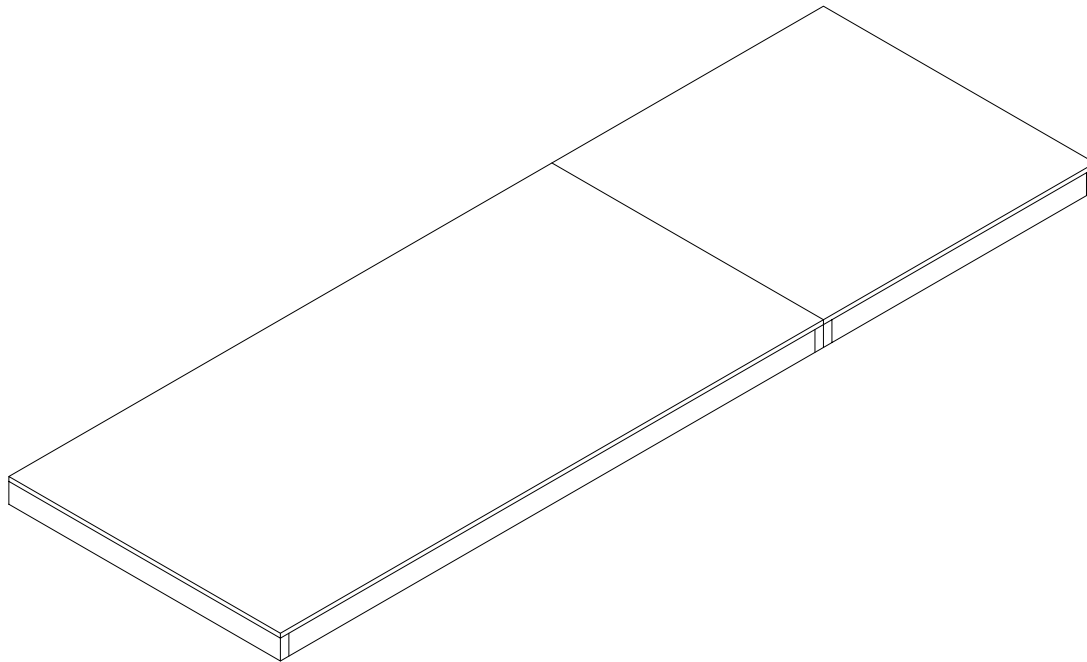
Show Name Catch Me If You Can		
Scale 1/2"=1'	Drawn By Scott Bedell	Date 3/4/2019
Scene: Firing Range	Object Overview	Page Number 1




1 Bottom View
Scale: 1/2" = 1'-0"



2 Side View
Scale: 1/2" = 1'-0"



4 Iso View
Scale: 1/2" = 1'-0"

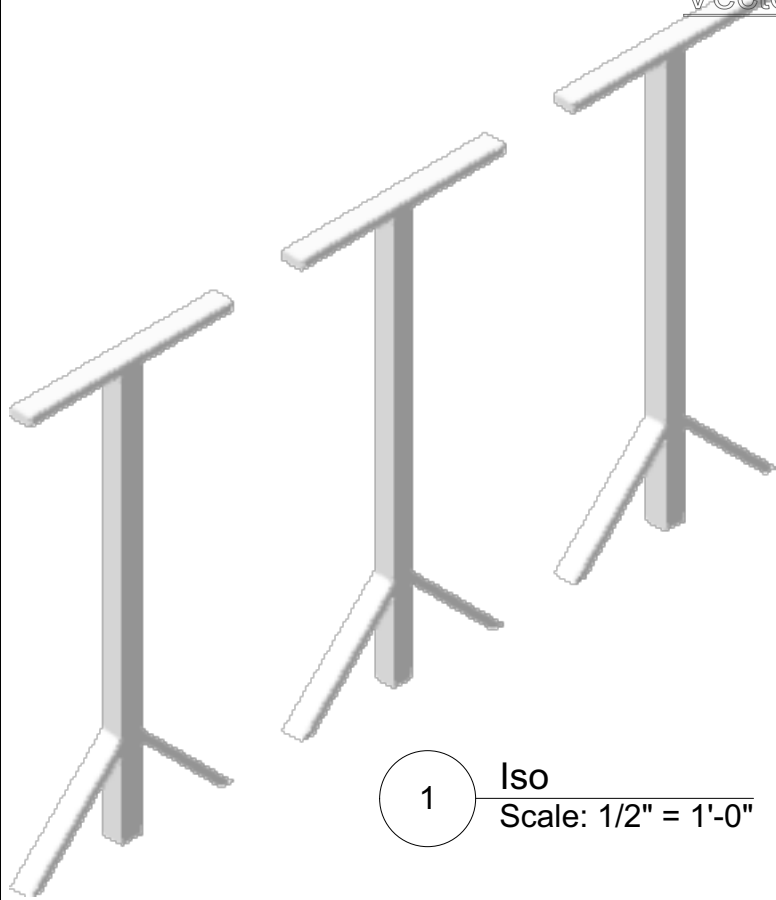


3 Front View
Scale: 1/2" = 1'-0"

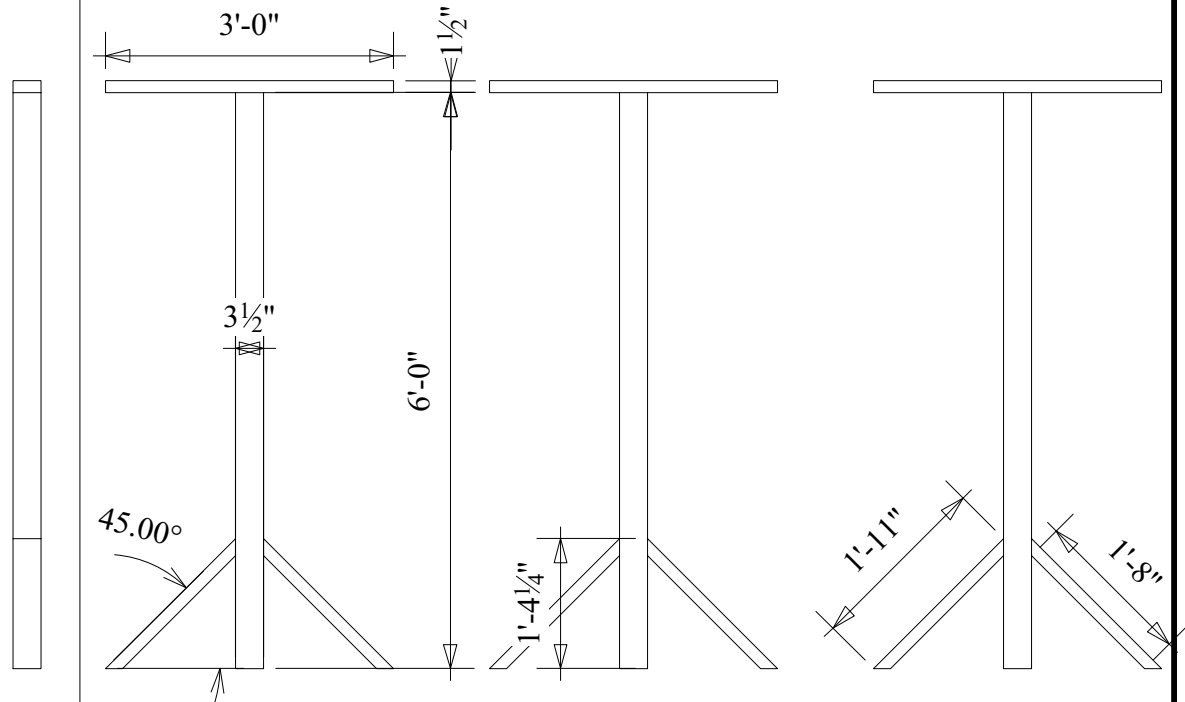
General Notes

- Instructions.
- Build or pull (1) 4x4 Platform and (1) 4x8 Platform
 - Connect with 3/8" Carriage Bolts
 - Add caster blocks, caster plates, and casters as needed

Show Name Catch Me If You Can		
Scale 1/2"=1'	Drawn By Scott Bedell	Date 3/4/2019
Scene: Firing Range-2	Object Platforms	Page Number 2



1 Iso
Scale: 1/2" = 1'-0"



2 Side View
Scale: 1/2" = 1'-0"

3 Front View
Scale: 1/2" = 1'-0"

General Notes

- Cut List. 4x4 Lumber:
(3) 6'-0"
- 2x4 Lumber:
(3) 3'-0"
(6) OL 1'-11" with 45deg Cuts

- Instructions. -Cut Lumber
-Screw 2x4-3" to 4x4-6' with (5) 3" screws in the shape of an X
-Screw angled pieces of 2x4 to 4x4 Post and Wagon Platforms
-Attach 3'x5'-6" Parchment Paper with staples to each post

Show Name Catch Me If You Can		
Scale 1/2"=1'	Drawn By Scott Bedell	Date 3/4/2019
Scene: Firing Range-3	Object Posts	Page Number 3