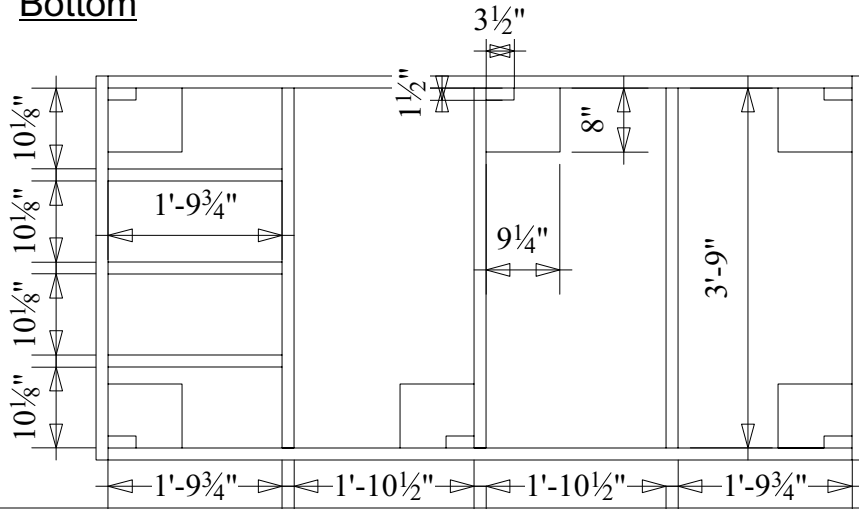
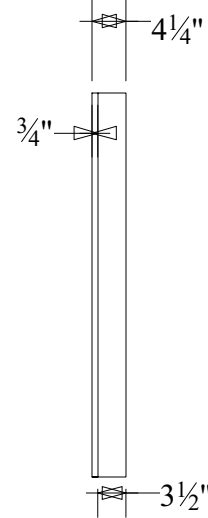


Bottom

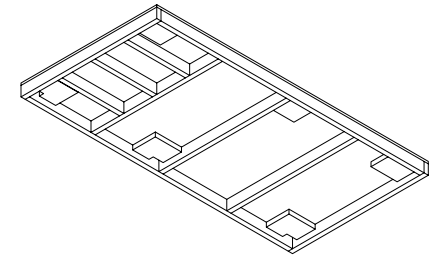


Right

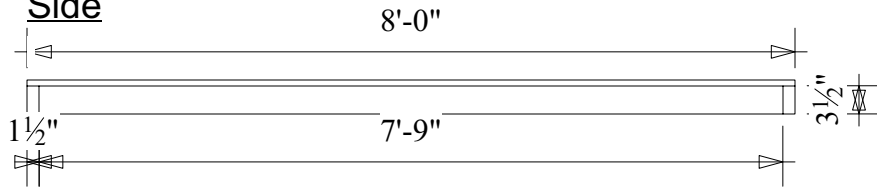


Lower Right Iso

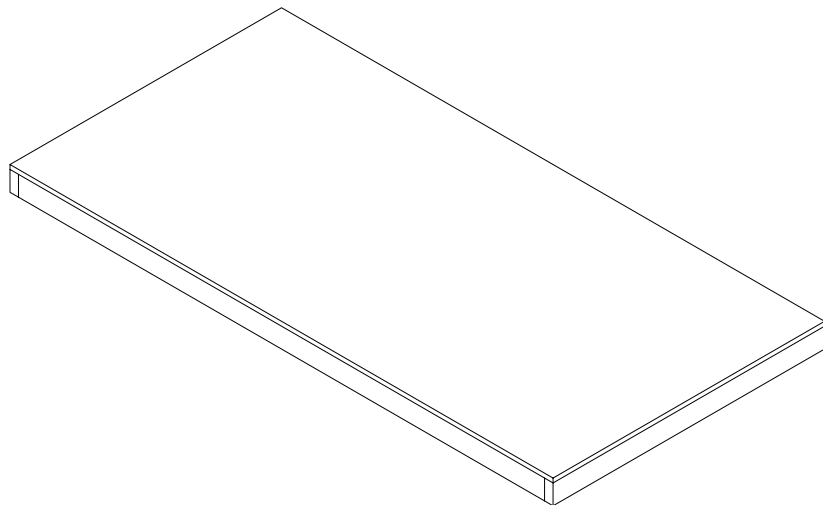
1/4"=1' Scale



Side



Back Right Iso



General Notes

Modification!. (4) Modify FOUR ground level wagons for underneath 2x12 Support Walls A and F

Cut List. 2x4 Lumber:
(3) 1'-9-3/4"

Instructions. -Cut Lumber
-Screw cut 2x4 boards with (3) 3" screws at each intersection.
-Screw 3/4" Plywood with 1-5/8" screws every 6" and hitting new supports

General Notes

Cut List. 2x4 Lumber:
(2) 4'-0"
(2) 7'-9"
(3) 3'-9"
2x10 Lumber:
(6) 0'-8"

Instructions. -Cut Lumber
-Screw cut 2x4 boards with (3) 3" screws at each intersection.
-Screw 3/4" Plywood with 1-5/8" screws every 6" and hitting each corner/toggle.
-Attach wagon blocks.
-Attach wagon brakes as needed.

Block Notes. Create Six Blocks from 2x10:
-Cut out (1) 2x4 slot in each block as shown
-Mount to platforms with (3) 3" screws from outsides and (5) 1-5/8" screws in a 5 die pattern from the lid.
-Predrill holes for caster plates
-Lag with lock-washers and washers the plates to the wagon blocks.

Show Name Noises Off 2019		
Reference 1/2"=1'	Drawn By Scott Bedell	Date 09/19/18
CAD File Name 4x8 Platform Modification		