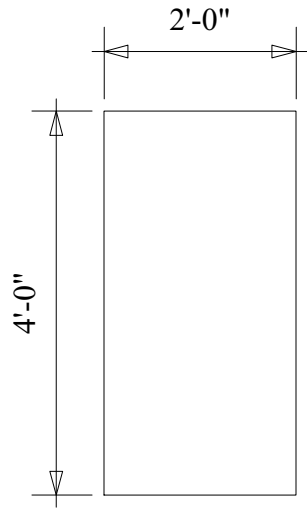
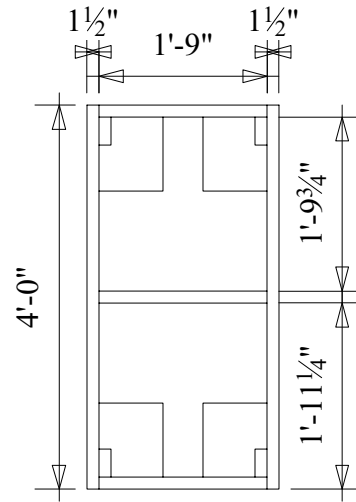


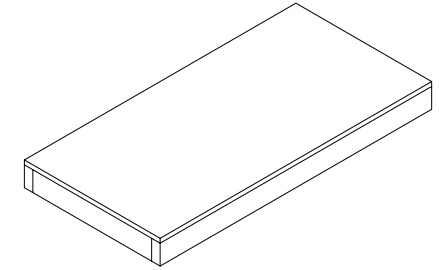
1 Top



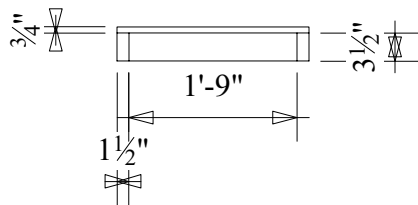
2 Bottom



5 Iso



3 Front



4 Side



General Notes

- Build: (1) For Staircase Level
- Cut List. 2x4 Lumber:
 (2) 4'-0"
 (3) 1'-9"
 2x10 Lumber:
 (4) 0'-8"
- Instructions. -Cut Lumber
 -Screw cut 2x4 boards with (3) 3" screws at each intersection.
 -Screw 3/4" Plywood with 1-5/8" screws every 6" and hitting each corner/toggle.
 -Attach wagon blocks.
 -Attach wagon brakes as needed.
- Block Notes. Create Four Blocks from 2x10:
 -Cut out (1) 2x4 slot in each block as shown
 -Mount to platforms with (3) 3" screws from outsides and (5) 1-5/8" screws in a 5 die pattern from the lid.
 -Predrill holes for caster plates
 -Lag with lock-washers and washers the plates to the wagon blocks.

Show Name Noises Off 2019		
Reference 1/2"=1'	Drawn By Scott Bedell	Date 09/04/19
CAD File Name Standard 2x4 Platform		