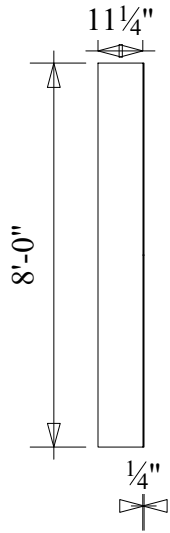
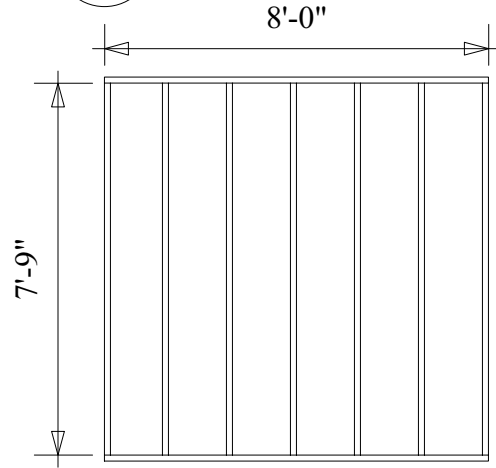


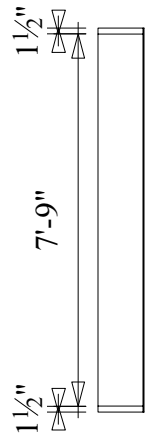
1 Top



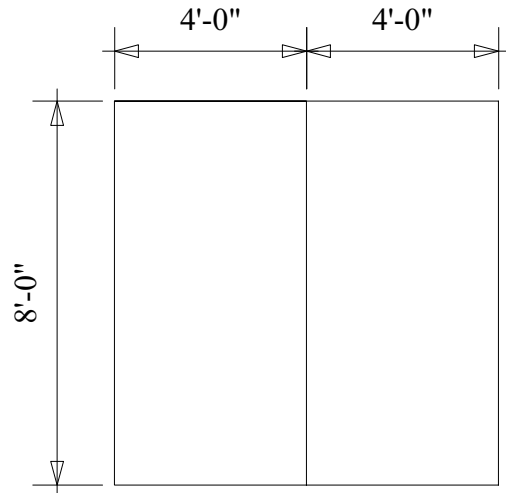
2 Left



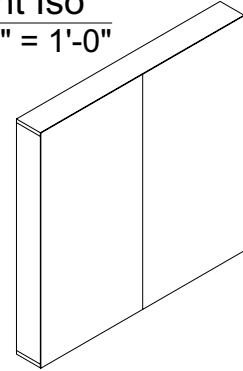
3 Front



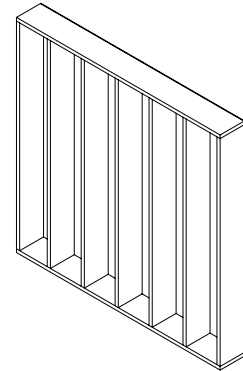
4 Right



5 Right Iso
3/16" = 1'-0"



6 Left Iso
3/16" = 1'-0"



General Notes

- Build: (1) For Support Wall/Wagon Level
 Cut List. 2x12 Lumber: **Adjust for Nominal Thickness Differences**
 (2) 8'-0"
 (7) 7'-9"
 Luan:
 (2) 4'x8'
- Instructions. -Cut Lumber
 -Screw cut 2x boards with (6) 3" screws at each intersection.
 -Screw 1/4" Luan with 1" screws every 1' and hitting each corner/toggle.

Show Name Noises Off 2019		
Reference 1/4"=1'	Drawn By Scott Bedell	Date 09/04/19
CAD File Name Support Wall A		