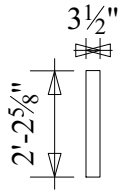



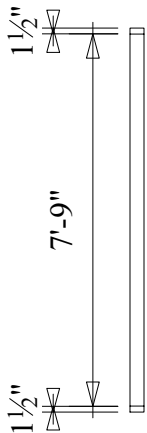
1 Top



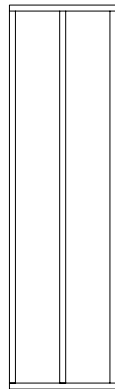
2 Left



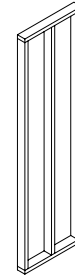
3 Front



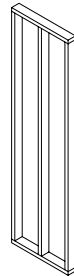
4 Right



5 Right Iso  
3/16" = 1'-0"



6 Left Iso  
3/16" = 1'-0"



**General Notes**

- Build.: (1) For Support Wall/Wagon Level  
 Cut List. 2x4 Lumber: \*\*Adjust for Nominal Thickness Differences\*\*  
 (2) 2'-2-5/8"  
 (3) 7'-9"
- Instructions. -Cut Lumber  
 -Screw cut 2x boards with (3) 3" screws at each intersection.

Show Name Noises Off 2019		
Reference 1/4"=1'	Drawn By Scott Bedell	Date 09/04/19
CAD File Name Support Wall B		